



Inspiring bathrooms

Elegant wall panel
solutions for every
interior

Award winning
& market-leading

Contents

56 Accessories

60 Style Guide



Tile

Beautiful tile patterns

8

Pure

Sheer colours & textures

28

Linda Barker
LINDA BARKER

Modern & stylish

34

CONTEMPORARY

Elegance & comfort

40

CLASSIC

Timeless classics

46

Clickflooring

Luxury tile, stone & wood effects

52

Elegant solutions



to shape your bathroom

Create beautiful spaces with Multipanel waterproof bathroom wall panels, the luxurious and modern way to decorate your bathroom. Our wall panel collections come in a variety of sizes and finishes, including tile, marble, stone and wood, offering a variety of design possibilities to suit bathrooms of all shapes and sizes.

A smart alternative to traditional tiles, our collections bring together the timeless aesthetic of ceramic tiles with the high-performance benefits of modern wall panels. Designed and manufactured in Edinburgh, our innovative product line reinvents bathroom décor with a combination of style, speed and sustainability.

Quick & easy installations

Hydrolock®, our unique tongue and groove installation system, makes it possible to join panels together without the need for profiles. The result is a flawless, uninterrupted surface that can be installed quickly, which will stay pristine for years to come.



Visit our website to plan your new bathroom and order samples.



Sustainable Multipanel

Made in Britain

We're proud members of Made in Britain and all Multipanel wall panels are manufactured in our Edinburgh factory.

FSC®-certified

Multipanel is FSC®-certified. This ensures the timber we use originates from responsibly managed forests and other controlled sources, and our finished products comply with globally recognised ecological, social and economic standards for complete customer assurance on responsible sourcing.

Recyclable product

Our panels are 100% recyclable and we recycle 99% of post-production waste into biomass materials. We've also achieved ISO 14001, demonstrating our commitment to the environment.

Read more on our sustainability initiatives at multipanel.co.uk/sustainable-multipanel

Environment Product Declaration

We're proud to have obtained an Environmental Product Declaration (EPD) for all our UK Multipanel collections. The EPD covers environmental impacts from cradle to grave and has been independently verified to help you choose products that support carbon emission reduction.

Read more on our EPD at multipanel.co.uk/EPD



Using Multipanel instead of tiles reduces CO₂ emissions by 60%.



By buying Multipanel® you help to take care of the world's forests.

Look for our FSC®-certified products

The UK's No.1 award winning bathroom wall panel



Why Multipanel®

Our company

Since 1881, Grant Westfield has been dedicated to manufacturing exceptional interior building products in Edinburgh.

Throughout the course of over 140 years, successive generations have upheld a shared passion for craftsmanship, high quality, and innovation. While Grant Westfield today focuses solely on the wall panel and flooring market, our diverse historic outputs include: lobster pots for the shipyards in the early 20th century, components for Spitfires in the Second World War, washroom systems for major UK airports, as well as the House of Lords. In 2003, we introduced Multipanel, the United Kingdom's leading bathroom wall panel and in over two decades sales have grown to over 1 million square metres per year.

The launch of the Multipanel range aimed to offer a contemporary alternative to traditional tiles—one that not only boasts an appealing aesthetic but also ensures effortless installation and convenient maintenance. The range has evolved significantly, now encompassing an extensive selection of cutting-edge designs. From trendy plain colours to realistic material reproductions, and, our award winning Tile Collection.



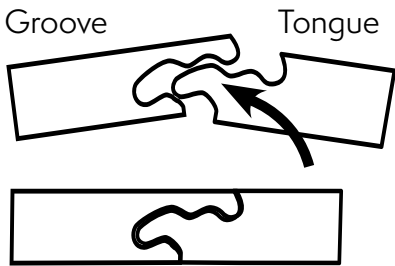
Watch a video of Multipanel's manufacturing process

Quality

Our reputation is built on the exceptional quality of our products. We have full confidence in their durability, which is why we offer a comprehensive 30-year warranty. To ensure the highest quality, our raw materials undergo meticulous testing to ensure compatibility with our precise Hydrolock® joint. Our commitment to excellence extends across all aspects of our business, as demonstrated by our ISO 9001:2015 certification for quality management and our ISO 14001 certification for environmental management.

Hydrolock®

We created Hydrolock® to enhance the visual impact of our wall panels. Precisely engineered, the Hydrolock® edge allows panels to be joined together, without the use of mid-joints. With an industry leading 6mm tolerance, for fitting over uneven walls, Hydrolock® panels are easy to install and produce a great finish every time.



View our Hydrolock 6mm tolerance in action

Hydrolock® panels are available in a range of widths for ease of installation. Please refer to the specific collection pages for available panel sizes.

Panels V tiles

Style and design are key to creating the bathroom of your dreams. Multipanel luxurious bathroom wall panels offer a modern alternative to tiles that are stylish and on trend, as well as providing more practical benefits listed below:

	Multipanel	Traditional Tiles
Fully waterproof	✓	✓
No grout required	✓	X
Resistant to mould	✓	X
Quick and easy installation	✓	X
30 year warranty	✓	X
Made from sustainable materials	✓	?
Made in UK	✓	X

30 year warranty

Backed by over 20 years of product research and development, we're confident that our wall panels and click flooring can deliver superior quality and durability, which is why they are equipped with a 30-year warranty.

- Declaration of Performance (DOP) documents are available at www.multipanel.co.uk/DOP
- Installation guidelines and full details on each product warranty can be downloaded from www.multipanel.co.uk/product-literature, or emailed on request
- Multipanel High Grab Panel Adhesive/Sealant must be used and is available to order from your local distributor or showroom
- Multipanel 30 year warranty* covers the unlikely failure of the product, and will be invalid if any published installation and care guidelines are deemed not to have been followed

**Applies to all Multipanel Wall Panels and Click Flooring
Full warranty details for all products are available at multipanel.co.uk/30-year-warranty*



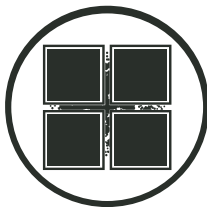
Easy to keep clean



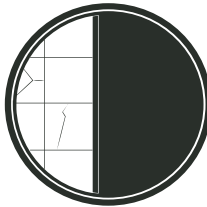
Quick and easy to install



Fully waterproof



Grout free installation



Can be installed over tiles



30 year warranty

Award winning.
Looks like tile,
performs like a
panel

8

If you love the appearance of traditional tiles but are tired of living with the maintenance of grout, the Multipanel Tile Collection is for you. Using the very latest in manufacturing technology, we etch a 2.5mm pale grey grout line into our Tile Collection décors.

Tile



Valmasino Marble XL Offset - Tile Collection

Monza Tile Grout Edge - Click Flooring



Sage Green Large - Tile Collection

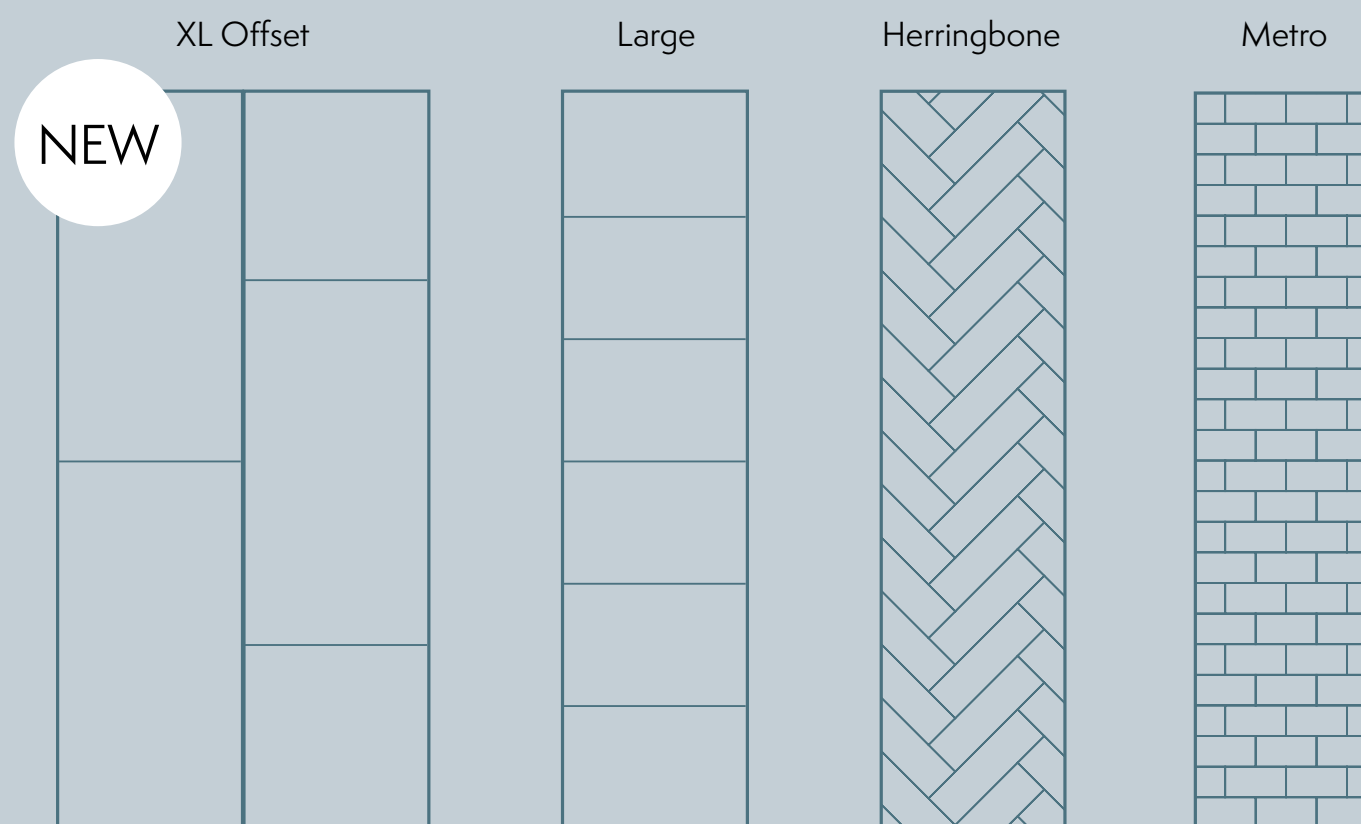
Alpine White Metro - Tile Collection

Tile

Bold colours and

Available in 17 beautifully curated decors and four distinctive formats, the Tile Collection caters to every design preference - from spa-inspired neutrals to striking industrial effects and bold colours.


Our four quintessential tile patterns offer a breadth of classic interior possibilities for your home



beautiful patterns

Choose your pattern, choose your colour and create your unique vision

Tile XL Offset



Cremona Marble XL Offset - Tile Collection

New to the Tile Collection, the XL Offset range provides a luxuriously modern style that minimises grout-lines and offers a seamless finish throughout, further enhancing that expansive feel.

Sleek, luxurious aesthetics for the modern home



White Terrazzo XL Offset - Tile Collection

Como Chevron - Click Flooring


Featuring:

NATUREPANEL®

Brown Cuneo Oak

Create a soothing, peaceful spa-inspired bathroom design

Tile XL Offset



How to create the XL Offset tile pattern

To create the offset tile appearance simply install an 'A' followed by a 'B' format panel.

Please note these are supplied individually and not in pairs. When planning your bathrooms, please consider the positioning of showers, taps etc, when calculating the quantity of each panel format required.

Panel size information

Panels in the Tile XL Offset Collection are 598mm wide and all feature our Hydrolock® edge.

All panels are 11mm thick.

Panel size A is 580mm x 1200mm with a 2.5mm grout line.
Panel size B is 580mm x 1200mm and 2 x 600mm tiles with a 2.5mm grout line.

Please note that the Hydrolock® edge reduces the finished face of the panel by 18mm, i.e. 2400mm x 598mm becomes 2400mm x 580mm.

Marble

This palette, which comprises of four marble decors features two brand new colours including Cremona Marble with a mineral-like appearance and delicate white veins, and Crystal Marble with a natural warm grey veining, along with two existing decors, Valmasino Marble and White Terrazzo each with a beautiful textured matt finish.

NEW

Cremona Marble A*
MT0229A

NEW

Cremona Marble B*
MT0229B

Crystal Marble A*
MT0800A

Crystal Marble B*
MT0800B

NEW

Valmasino Marble A*
MT0074A

NEW

Valmasino Marble A*
MT0074B

White Terrazzo A*
MT0020A

White Terrazzo B*
MT0020B

We recommend the use of our light grey sealant, it perfectly matches the grout colour in the Tile Collection.

**These panels are also available without a tile effect in our Pure Collection on Page 28.*

The products on this page are FSC®-certified

Tile Large



Cremona Marble Large - Tile Collection

Como Chevron - Click Flooring

The Large Tile Collection has been designed to create the illusion of depth and looks stunning in spacious and compact bathrooms alike. Explore our range of matt, cool-toned neutrals or our spectacular marbles and mineral effects.




Clean lines and contemporary aesthetics

Taupe Grey Large - Tile Collection

Monza Tile Grout Edge - Click Flooring

Tile Large



Panels in the Tile Collection are 598mm wide and all feature our Hydrolock® edge.

All panels are 11mm thick.


Tile size is 580mm x 400mm with a 2.5mm grout line.

Please note that the Hydrolock® edge reduces the finished face of the panel by 18mm, i.e. 2400mm x 598mm becomes 2400mm x 580mm.

Marble


These marble décors each have a beautiful variation in shades from the grey nuances of Valmasino, the crystalline marbling of Levanto through to the lively Terrazzo, each with a beautiful textured finish.

NEW



Crystal Marble*
MT074

NEW



Cremona Marble*
MT020



Levanto Marble*
MT812




Valmasino Marble*
MT074




White Terrazzo*
MT020

Mineral


These décors combine the characteristics of different materials; think concrete, granite and quartz, finished with a beautiful velvety feel.




White Mineral*
MT486



Grey Mineral*
MT487




Black Mineral*
MT490




White Gypsum*
MT637

Colour


These solid, bold colours offer a strong neutral palette and work well on their own or when combined. The smooth matt finish is very on-trend.




Alpine White*
MT1100




Dust Grey*
MT732




Antique Rose*
MT325




Monument Grey*
MT780




Misty Blue*
MT502



White Grey*
MT775



Sage Green*
MT638



Taupe Grey*
MT750

We recommend the use of our light grey sealant, it perfectly matches the grout colour in the Tile Collection.

**These panels are also available without a tile effect in our Pure Collection on Page 28.*

The products on this page are FSC®-certified

Tile Herringbone



Misty Blue Herringbone - Tile Collection

Driftwood Grey Oak Timber - Click Flooring

Add a touch of sophistication to your bathroom with Multipanel herringbone wall panels. This elegant design looks stunning when installed at full or half height and are available in a range of eye-catching finishes to help you capture this trending style in your home.




Eye-catching,
versatile and stylish

Antique Rose Herringbone - Tile Collection

Levanto Marble Large - Tile Collection

Prespa Chevron - Click Flooring

Tile Herringbone



Panel size information

Panels in the Tile Collection are 598mm wide and all feature our Hydrolock® edge.

All panels are 11mm thick.

Tile size is 410mm x 123mm with a 2.5mm grout line.


Please note that the Hydrolock® edge reduces the finished face of the panel by 18mm, i.e. 2400mm x 598mm becomes 2400mm x 580mm.

Colour


These solid, bold colours offer a strong neutral palette and work well on their own or when combined. The smooth matt finish is very on-trend.



Alpine White*
MT1100H




Dust Grey*
MT732H




Antique Rose*
MT325H



Misty Blue*
MT502H



White Grey*
MT775H



Sage Green*
MT638H



Taupe Grey*
MT750H




Monument Grey*
MT780H

We recommend the use of our light grey sealant, it perfectly matches the grout colour in the Tile Collection.

**These panels are also available without a tile effect in our Pure Collection on Page 28.*

The products on this page are FSC®-certified

Tile Metro



Alpine White Metro - Tile Collection

Driftwood Grey Oak Timber - Click Flooring

Metro tiles are a timeless tile design reminiscent of the London Underground. This pattern looks great when installed half-height and also as an eye-catching feature wall.




A traditional and classic choice for modern interiors

White Gypsum - Pure Collection

Sage Green Metro - Tile Collection

Tile Metro



Panel size information

Panels in the Tile Collection are 598mm wide and all feature our Hydrolock® edge.


All panels are 11mm thick.

Tile size is 191mm x 97mm with a 2.5mm grout line.


Please note that the Hydrolock® edge reduces the finished face of the panel by 18mm, i.e. 2400mm x 598mm becomes 2400mm x 580mm.

Colour


These solid, bold colours offer a strong neutral palette and work well on their own or when combined. The smooth matt finish is very on-trend.




Alpine White*
MT1100M



Dust Grey*
MT732M




Antique Rose*
MT325M




Misty Blue*
MT502M




White Grey*
MT775M



Sage Green*
MT638M



Taupe Grey*
MT750M



Monument Grey*
MT780M

We recommend the use of our light grey sealant, it perfectly matches the grout colour in the Tile Collection.

**These panels are also available without a tile effect in our Pure Collection on Page 28.*

The products on this page are FSC®-certified

Now available
in 2700mm

Clean, sheer décors of pure colour & classic textures

The Pure Collection includes on-trend designs and textures for a sleek, elegant look. Renovate your bathroom with our stylish, neutral earth tones or add a touch of colour to your walls with our pinks and blues. If you're looking to recreate a luxurious look instead, explore our mineral décors and bestselling marble effects.

28

Pure



Create an indoor
oasis with hanging
plants and
wooden finishes

White Gypsum - Pure Collection



Crystal Marble - Pure Collection

Vicenza Tile Grout Edge - Click Flooring



White Mineral - Pure Collection

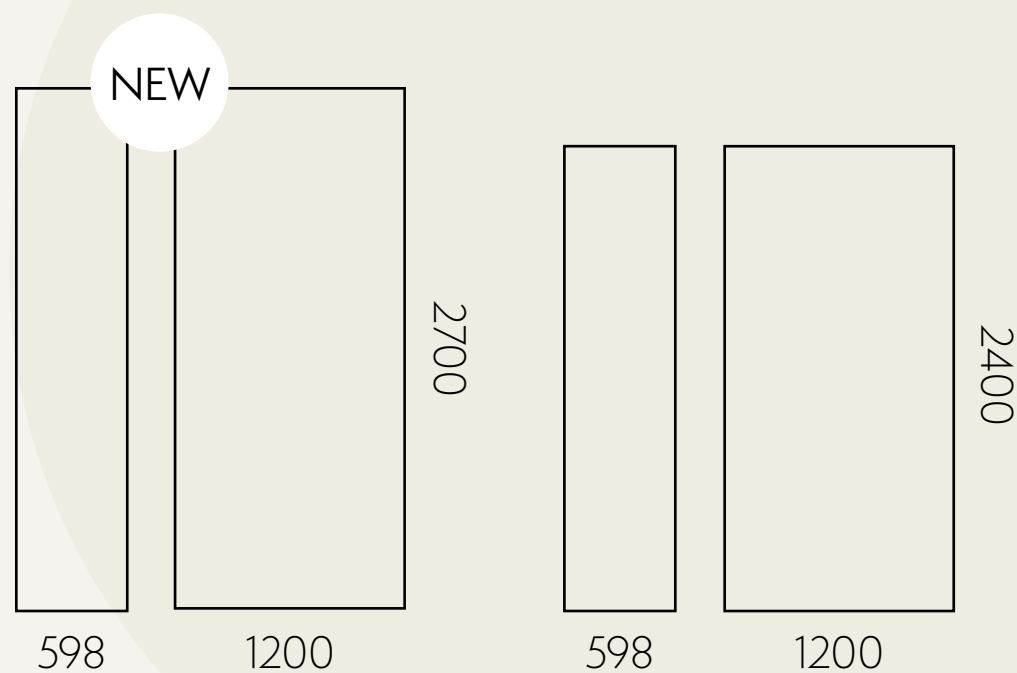
Bolsena Chevron - Click Flooring

Pure Stone drenching bathrooms

Explore the expanse of stone in your home, with grout-free walls that cover the entire wall

Create a seamless and luxurious aesthetic for a dramatic and cohesive look

Pure



Panel size information

Panels are available in a range of widths for ease of installation and in Hydrolock® and straight edge;

2400 x 598 mm (Hydrolock only)
 2400 x 1200 mm
 2700 x 598 mm (Hydrolock only)
 2700 x 1200 mm


All panels are 11mm thick.

The Hydrolock® joint reduces the finished face by 18mm i.e. 2400mm x 1200mm becomes 2400 x 1182mm.

Marble

These marble décors each have a beautiful variation in shades from the grey nuances of Valmasino, the crystalline marbling of Levanto through to the lively Terrazzo, each with a beautiful textured finish.

NEW



Crystal Marble*
MP074

NEW



Cremona Marble*
MP020



Levanto Marble*
MP812



Valmasino Marble*
MP074



White Terrazzo*
MP020

Mineral

These décors combine the characteristics of different materials; think concrete, granite and quartz, finished with a beautiful velvety feel.



White Mineral*
MP486



Grey Mineral*
MP487




White Gypsum*
MP637



Black Mineral*
MP490

Colour

These solid, bold colours offer a strong neutral palette and work well on their own or when combined. The smooth matt finish is very on-trend.



Alpine White*
MP1100



Dust Grey*
MP732




Antique Rose*
MP325



Monument Grey*
MP780



Misty Blue*
MP502



White Grey*
MP775



Sage Green*
MP638



Taupe Grey*
MP750

*These panels are also available with a tile effect in our Tile Collection on Page 8.

The products on this page are FSC®-certified

Add a touch
of luxury with
a designers
flair

34

Curated by interior designer Linda Barker and exclusive to Multipanel, the collection is inspired by the natural world with marble, granite and wood panels that look and feel authentic.

Linda Barker
LINDA BARKER



A unique
collection that
evokes a sense of
calm and relaxation

Calacatta Marble Linda Barker Collection



Salvaged Planked Elm - Linda Barker Collection

Linda Barker
LINDA BARKER

Biophillic bathrooms

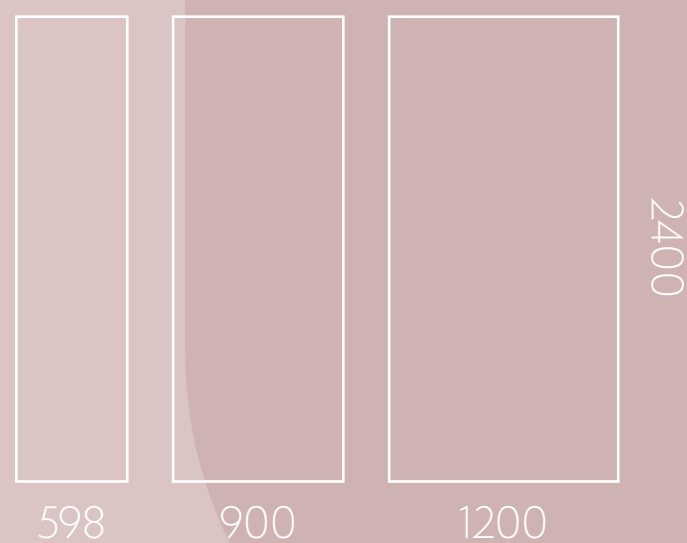
Refresh your home by bringing the outdoors in for a relaxing space that promotes well-being



Concrete Elements - Linda Barker Collection

Opt for natural hues, stones and marbles to give the appearance of the outdoors whilst maintaining a clean, modern aesthetic

Linda Barker
L I N D A B A R K E R



Panel size information

Panels are available in a range of widths for ease of installation and in Hydrolock® and straight edge;

2400 x 598 mm (Hydrolock only)
2400 x 900 mm
2400 x 1200 mm

All panels are 11mm thick.

The Hydrolock® joint reduces the finished face by 18mm i.e. 2400mm x 1200mm becomes 2400 x 1182mm.

Marble

These panels emulate the look and feel of real slabs of marble, helping you to achieve a truly luxurious, high end look.



Calacatta Marble
3460



Bianca Luna
3421



Onyx Marble
5545



Black Pietra
206



Siena Marble
095

Elements

These textured panels feel and look like real stone, steel and mineral elements - perfect for achieving an ultra-modern industrial look.



Stone Elements
8831



Concrete Elements
8830



Corten Elements
8832



Graphite Elements
8833

Wood

With a softly weathered look, these panels will transform your bathroom into a place of calm and tranquillity, allowing you to bring outdoor elements indoors.



Salvaged Planked Elm
9480



Concrete Formwood
6362

Elegance and comfort inspired by natural elements

Transform your bathroom into an oasis of tranquillity with the Contemporary Collection. From textured stone to creamy marble with delicate veins, the neutral colours and textures in this collection are designed to evoke a sense of peace.

40

CONTEMPORARY



Marfil Cream - Contemporary Collection
Como Chevron - Click Flooring

Evoke a sense of peace
with unique, tranquil
colours and textures



Arctic Stone - Contemporary Collection

Como Chevron - Click Flooring

Featuring:

NATUREPANEL®

Bleached Cuneo Oak

CONTEMPORARY

Warm neutral bathrooms

Evoke a sense of serenity and relaxation with neutral tones and subtle combinations for a calming sanctuary



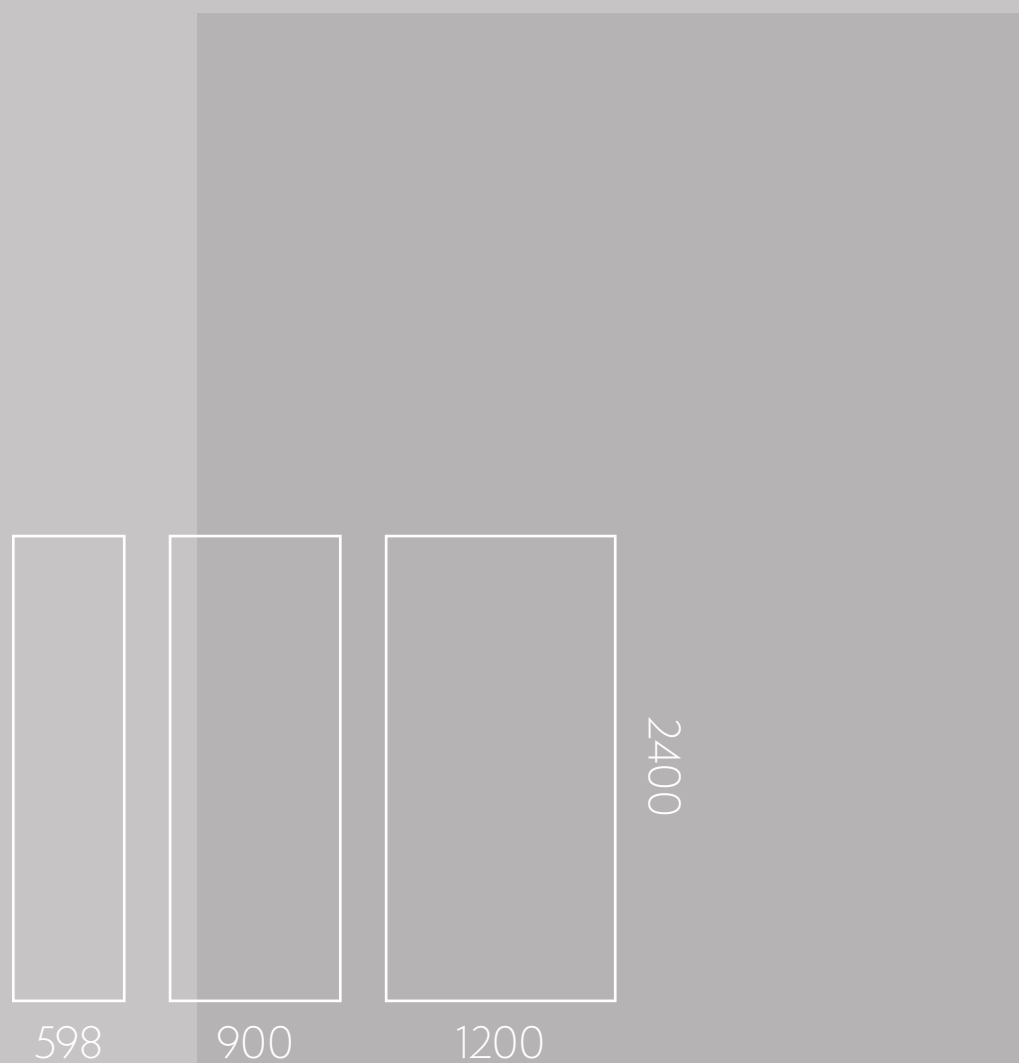
Jupiter Silver Contemporary Collection

Bolsena- Chevron Click Flooring



From warm and neutral wall coverings to coloured ceramics, create a unique and personal bathroom that's warm and inviting

CONTEMPORARY



Panel size information

Panels are available in a range of widths for ease of installation and in Hydrolock® and straight edge;

2400 x 598 mm (Hydrolock only)
 2400 x 900 mm
 2400 x 1200 mm

All panels are 11mm thick.

The Hydrolock® joint reduces the finished face by 18mm i.e. 2400mm x 1200mm becomes 2400 x 1182mm.

These décors provide the appearance of solid real stone without the associated price tag. Not only are our stone effect panels great value, their light weight nature makes them quick and easy to install - unlike real stone panelling.



Marfil Cream
9477



Jupiter Silver
5031



Arctic Stone
3331



Senora Stone
041



Tavolo Taupe
127

Earth, stone
& gloss panels
feature in
this timeless
collection

46

With a range of gloss or textured finishes, including natural stone, precious stone and marble, the Classic Collection contains a range of designs to suit any bathroom.

CLASSIC



Timless classics
with a modern
twist

Frost White Classic Collection



Cappuccino Stone - Classic Collection

Levanto Marble - Pure Collection



Classic Marble - Classic Collection

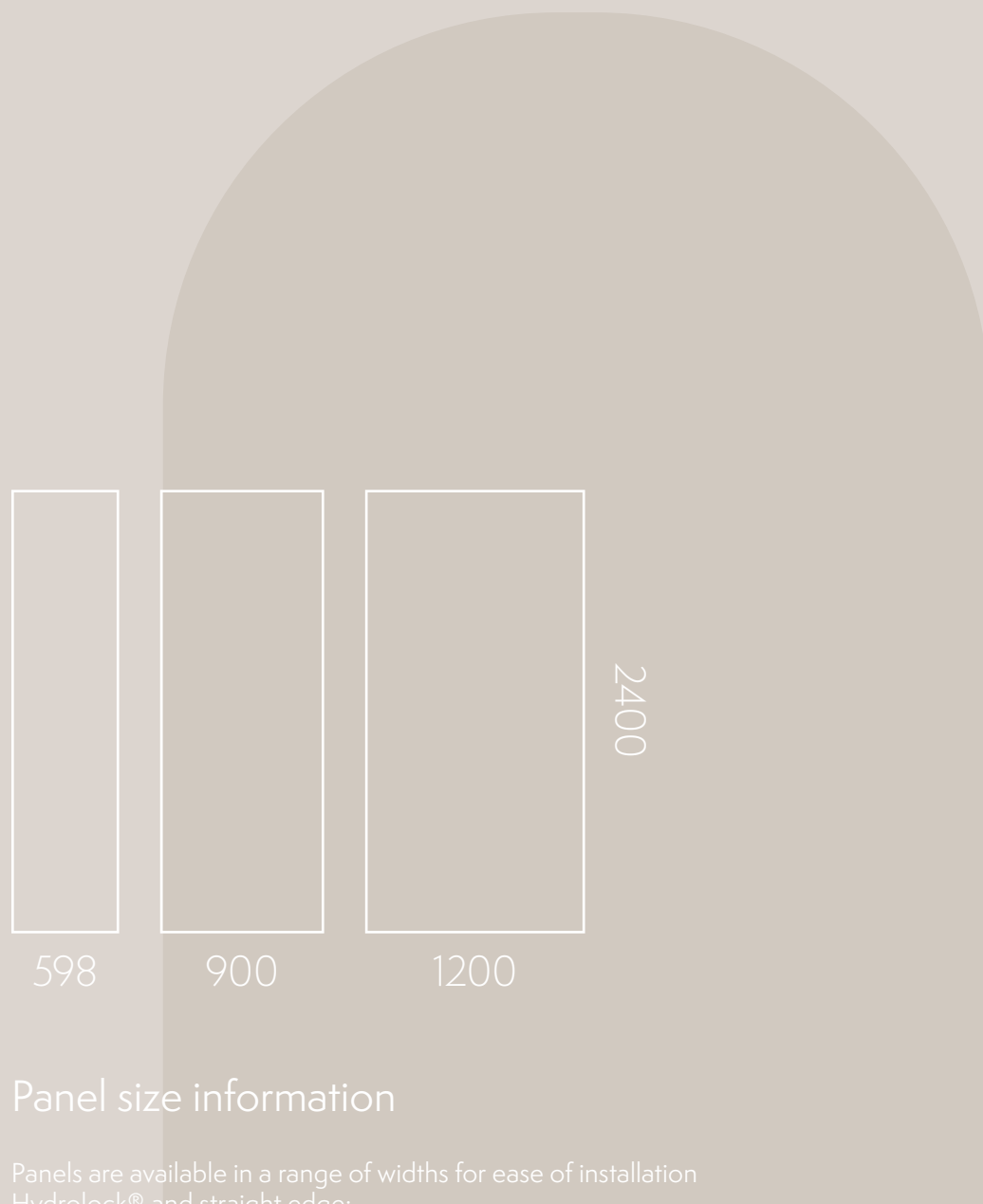


CLASSIC Minimalist bathrooms

Streamline your interiors with a clean aesthetic where you can relax and unwind

Opt for open floor plans and sleek fixtures for an uninterrupted visual flow

CLASSIC



Panels are available in a range of widths for ease of installation Hydrolock® and straight edge;

2400 x 598 mm (Hydrolock only)
2400 x 900 mm
2400 x 1200 mm

All panels are 11mm thick.

The Hydrolock® joint reduces the finished face by 18mm i.e. 2400mm x 1200mm becomes 2400 x 1182mm.

Marble

These on-trend marble-effect panels allow you to achieve a luxurious, polished look. Their distinctive grey veining makes them unique yet elegant.



Classic Marble
M141



Antique Marble
701



Grey Marble
M139



Riven Marble
9241

Sparkles

Add a touch of magic to your bathroom with a touch of shimmer. These panels feature reflective sparkles, catching the light and bouncing a vibrant mix of colours throughout the room.



Stardust
9930



White Snow
9923



Blizzard
G030

Stone

These panels provide a crisp, clean finish to any space. Opt for classic tones, or bold blacks for a dramatic look.



Riven Slate
2859



Cappuccino Stone
7256



Travertine
2104

Timeless

Our timeless Frost White and Natural White panels are effortlessly chosen and incredibly easy to live with. These panels have the power to rejuvenate any bathroom, adding a fresh and enduring appeal.



Frost White
M049



Natural White
G85

- Gloss

The products on this page are FSC®-certified

Luxury Vinyl Tile, stone and wood effect flooring

52

Flooring that offers all the chic styling of ceramics and engineered wood with the added benefit of simplified click installation.

Clickflooring



Markham Calhoun Oak - Timber



Rimini - Tile Standard



Salerno - Tile Grout Edge



Prespa - Chevron

- No need for adhesives or underlay
- 0.5mm wear layer
- R10 slip resistance
- Not suitable for areas exposed to direct sunlight for prolonged periods
- 30 year warranty*

Clickflooring

Floor tile size information

Timber




Tile - Standard



Tile - Grout edge



Chevron



**For full warranty terms and conditions please visit our website.*



Scan to view our Click Flooring range

Timber

These beautiful woods will instantly add luxury to your interiors. Choose from the traditional Markham Calhoun Oak or the richness of Aspen Oak. If you're looking for a more minimalist look choose Driftwood Grey Oak. Wood planks are supplied in packs of 8, each 1210 x 190mm.*



Markham Calhoun Oak
MDCDMAR



Aspen Oak
MDCASP



Driftwood Grey Oak
MDCDGO 1210 x 220mm

**Except Driftwood Grey Oak, in packs of 7, each 1210 x 220mm*

Tile - Standard


Add a luxurious touch to your home with these luxury vinyl tiles, designed to mimic the natural beauty of real stone and marble. Tiles are supplied in packs of 10, each 605 x 304mm.



Rimini
MDCRIM




Sicilia
MDCSIC



Urban Anthracite Grey
MDCUAG

Tile - Grout edge

Our luxury marble and stone tile vinyl flooring features a complementary grout line, creating the appearance of tiles with the added benefit of simplified click installation. Tiles are supplied in packs of 9, each 604 x 302mm.



Monza
MDCMON



Salerno
MDCSAL



Vicenza
MDCVIC

Chevron

A modern on-trend geometric patterned flooring that once laid, creates a continuous 'v' shape known as chevron. With the range of tones, hues and colours, chevron wood floors can be worked seamlessly into any home. Each piece of flooring has 8 segment planks and is supplied in packs of 8 938.5x305mm, each with 4 left and 4 right panels.



Como
MDCCOM



Prespa
MDCPRE



Bolsena
MDCBOL

Dimensions and floor coverage

	Timber	Tile - Standard	Tile - Grout Edge	Chevron
Tile/Plank Size (mm)	1210 x 190	605 x 304	604 x 302	938.5 x 305
Thickness (mm)	5	5	6	7.3
Pieces per Pack	8	10	9	8
M ² per Pack	1.84*	1.84	1.64	2.29

**Except Driftwood Grey Oak, 1.86m²*

The pattern on Multipanel Floors, (Click Tiles) varies between tiles to ensure the most realistic effect is created across the whole installation. Therefore a single sample may not represent the overall effect once the floor is laid.

Accessories

Wall panel profiles

To finish off edges or to join panels in a corner, the appropriate profiles must be used. Use the table to help you select the right profiles for your design.

Vertical profiles are available in 2.45m and 2.75m long aluminium with 11.5mm depth excluding the Base profiles. The Base profile is aluminium, while the wall to floor, and bath/shower tray seal kits are white PVC.



Scan to view our profiles online

Please note: All 3D drawings are a generic representation of the profile type. Dimensions specific to each range are shown on the line drawings.

Available Colours

- Matt Black
- White
- Satin
- Polished
- Brushed Brass

New 2.75m profiles available



Sage Green - Pure Collection


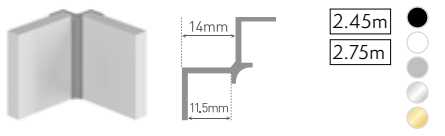
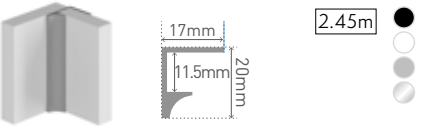
White Gypsum Large - Tile Collection

Alpine White Metro - Tile Collection

Internal corners (90°)

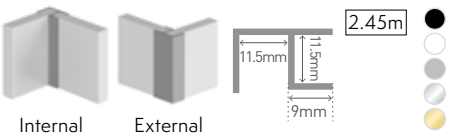
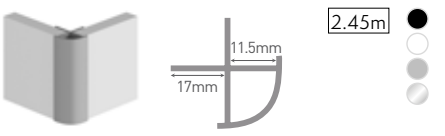
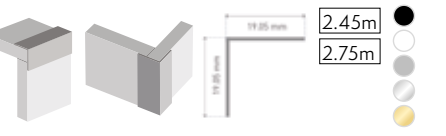
Used to connect two panels at right angles, such as within shower enclosures, and around baths.

2.45m Shows the availability of the profile in lengths of 2.45m and 2.75m.
2.75m

Invisible Corner Type 101 MPIHCLM	Internal Corner Type A MPIA	Last Corner Type Y MPIAL
 <div>2.45m 2.75m</div>	 <div>2.45m 2.75m</div>	 <div>2.45m</div>
<ul style="list-style-type: none">✓ No visible aluminium✓ Seal gap with coloured silicone	<ul style="list-style-type: none">✓ Curved visible fascia✓ Greatest tolerance for non-square corners	<ul style="list-style-type: none">✓ Curved fascia matches Type A Internal profile✓ Fits to face of second panel, making recessed areas and the last corner of a whole room easy to fit

External corners (270°)

Used to connect two panels at reflex angles (270°), such as where a recessed shower/bath meet adjacent walls. The Angle profile is also particularly versatile and easy to fit for pipe boxing, window recesses and niche shelving recesses.

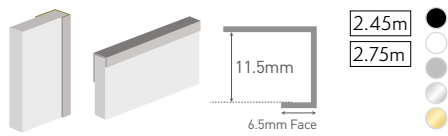

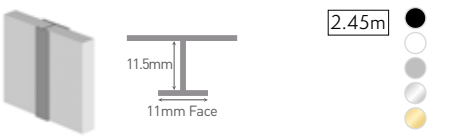
Flush Corner Type 100 MPEX	External Corner Type B MPEA	Angle Profile Type 102 MPAP
 <div>2.45m</div>	 <div>2.45m</div>	 <div>2.45m 2.75m</div>
<ul style="list-style-type: none">✓ Versatile profile for use on both internal and external corners✓ Squared visible fascia as alternative to rounded Type A (internal) and Type B (external).	<ul style="list-style-type: none">✓ Curved visible fascia✓ Panels slot into both sides of profile	<ul style="list-style-type: none">✓ Squared visible fascia✓ Fitted over the face/end of two panels

End caps

Used to finish off the end of a run of panels. End caps are also an alternative to the angle profile for boxing in and recesses.

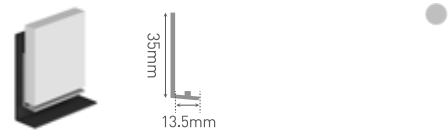


Straight joints

Used to connect two panels together on a continuous wall. Hydrolock provides the most discreet joint. Alternatively the aluminium mid-joint can be used.

End Cap Type C MPEC	Hydrolock	Mid-Joint Type D MPCH
 <div>2.45m 2.75m</div>		 <div>2.45m</div>
<ul style="list-style-type: none">✓ Discreet 6mm visible face✓ Can be used vertically (out-with a shower enclosure) or horizontally (half height panelling out-with the wet area, or splashbacks)	<ul style="list-style-type: none">✓ Discreet interlocking connection between panels, without using a mid-joint profile✓ Please see page 7 for further information	<ul style="list-style-type: none">✓ Alternative to Hydrolock connection between panels

Base

At the base of the panel, we offer solutions for wetrooms, as well as over baths/shower trays. The latter is also commonly installed with no base profile, leaving a 3mm gap between the panel and the bath/tray, and filling with silicone sealant.

Base Profile Type X MPBPSA	Floor to Wall Type 103 MPWFWH	Bath/Shower Tray Seal Kit MPSEAL
 <div>35mm 13.5mm</div>		
<ul style="list-style-type: none">✓ Used in wetrooms, typically 100mm off the floor, with floor covering fitted behind the profile upstand.✓ Aluminium	<ul style="list-style-type: none">✓ Transition profile for wall panels to sheet vinyl flooring✓ Permits replacement of flooring without removing wall panels✓ PVC	<ul style="list-style-type: none">✓ Used over shower tray / bath, to seal the base of the panel, and provided added protection against water ingress behind the tray/bath.✓ PVC

Accessories

Silicone and high grab adhesives



White Mineral Tile Collection - Large

Installing our panels with Multipanel adhesive





Multipanel has been designed with easy installation in mind. For the best result we recommend that panels are joined together using our unique Hydrolock® tongue and groove system. Panels using this system can be installed directly onto almost any surface, including uneven walls and over the top of old tiles. Multipanel High Grab Adhesive should be used for a safe and secure fit.

To join panels at a corner and to finish any exposed edges, the appropriate profile should be used. Panels must be completely silicone sealed at all edges using Multipanel sealant, whether they are being attached to profiles, shower enclosures or joined using the Hydrolock® system to ensure a 100% watertight result.


Our Multipanel Light Grey adhesive has been designed to replicate the exact grout colour that is used in our Tile Collection décors.

Multipanel high grab adhesives

Hybrid polymer adhesives

	White	MPADHS	
	Light Grey	MPSILLG	Perfect colour match for the Tile Collection grout line
	Dark Grey	MPSILDG	
	Clear	MPSILCL	

Multipanel silicone sealants

	White	MPSILWH	
	Cream	MPSILCR	


Create your own design

Style guide

Create the perfect pairing with decorative panels from our Tile, Pure, Linda Barker, Contemporary and Classic Collections with the subtle plain tones from the Pure Collection to create a bathroom design that is uniquely yours.

We've carefully selected our favourite combinations to help you create your dream bathroom. How will you pair yours?

For a full decor range overview and sealant recommendations, scan the below QR code



Use our Room Visualiser to bring your ideas to life at multipanel.co.uk/visualiser

Step 1

Choose your favourite decor

Start by choosing your favourite décors from the Tile, Linda Barker, Contemporary, Classic or the marble and mineral décors from the Pure Collection

Step 2

Find the perfect pairing

Select a plain colour from the Pure Collection to combine with your feature wall decor

Step 3

Seal the job

Match your profile colour to your shower enclosure and shower fittings (see page 56). Seal your installation using one of our colour match sealants (see page 58)

Step 4

Finishing Touches

Complete your dream bathroom with our selection of flooring. From tile to chevron, there's a finish for every taste (see page 52)

Feature wall decor choice

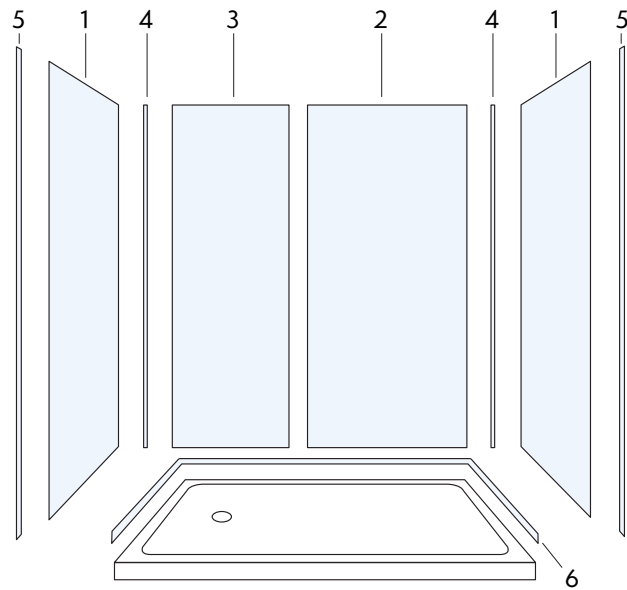
Feature wall decor choice				Pure colour choice	
Decor Collection	Cremona Marble Tile XL Offset	Misty Blue Tile Metro	Black Pietra Linda Barker	Antique Rose Tile Herringbone	Alpine White
Decor Collection	Stone Elements Linda Barker	Levanto Marble Tile Large	Cappuccino Stone Classic	Onyx Marble Linda Barker	White Grey
Decor Collection	Sage Green Tile Herringbone	Crystal Marble Tile Large	Concrete Formwood Linda Barker	Corten Elements Linda Barker	Taupe Grey
Decor Collection	Salvaged Planked Elm Linda Barker	White Terrazzo Tile XL Offset	Calacatta Marble Linda Barker	White Gypsum Tile Large	Sage Green
Decor Collection	White Mineral Pure	Jupiter Silver Contemporary	Bianca Luna Linda Barker	Alpine White Tile Metro	Dust Grey

Installation

Example Installation

The illustration shows a typical installation of a 1800mm x 900mm shower enclosure.

- 1. 2400 X 900mm Square edge panel x 2
- 2. 2400 X 1200mm Hydrolock® panel x 1
- 3. 2400 X 598mm Hydrolock® panel x 1
- 4. Invisible Corner Profile x 2
- 5. End cap profile x 2
- 6. Seal kit x 1
 - Multipanel High Grab Adhesive x 3
 - Multipanel Coloured Silicone Sealant x 1
 - Multipanel Clear Silicone Sealant x 1



Installation Tips

- Panels should be installed on the top of shower trays or baths using a Multipanel seal kit
- Match your profile colour to your shower enclosure and shower fittings
- Seal your installation using one of our colour matched sealants (see page 58)
- Carefully measure your area to select the right panel width, choose from 1200mm, 900mm and 598mm (remember, the Hydrolock® joint reduces the finished face by 18mm)
- Panel off cuts can be used behind sinks for a coordinated look. Just ensure you seal all exposed edges with profiles and silicone
- Plan the positioning of tile format panels, particularly Large Tile and XL Offset, to suit shower/tap placement, and/or to achieve a symmetrical finish, if desired. When working around corners, particularly with Herringbone, plan cuts to ensure grout line alignment.

For information on how to install our products, please visit multipanel.co.uk/product-literature

Learn with Multipanel

To help support installers, we created Multipanel University, a training programme designed to provide installation guidance and advice on how to install our panels.

Upon completion, you will receive a certificate of qualification and be entered into a prize draw to win a £50 Amazon gift voucher*.



Sign up at multipanelU.co.uk

*Terms & Conditions apply, visit multipanel.co.uk/competitions for more information

What next?

Room Planner

Visualise our wall panels and flooring in home interior settings to help you plan your next renovation. multipanel.co.uk/visualiser

Order samples

Visit our website to view our bathroom wall panel décors and order samples. multipanel.co.uk/order-samples

Find an installer

Find a Multipanel installer near you who will be able to bring your bathroom ideas to life. multipanel.co.uk/find-an-installer

Where to buy

Find out where you can buy Multipanel bathroom wall panels. See our products up close in our merchant showrooms and then either order from our in-store or online retailers. multipanel.co.uk/where-to-buy

Installation guides

For installation guides visit our website. multipanel.co.uk/products/product-literature

Virtual Worlds

We're also available on Virtual Worlds in a variety of our local merchants.


NATUREPANEL®

Explore our award winning sister brand Naturepanel, the modern alternative to traditional slat wall. Designed with the same spec as Multipanel, Naturepanel is suitable for the bathroom and the wider home such as living rooms and dining rooms. The Hydrolock joint makes Naturepanel fully compatible with Multipanel, giving the option of multiple finishes in the same interior space!

-  Easy to keep clean
-  100% waterproof
-  Quick & easy to install
-  30 year warranty

naturepanel.co.uk
naturepanel.ie





 **MULTIPANEL®**

t. 0131 337 6262
e. info@multipanel.co.uk
w. UK www.multipanel.co.uk
w. Ireland www.multipanel.ie

Multipanel
3 Westfield Avenue
Edinburgh EH11 2QH



GRANT WESTFIELD
TRANSFORMING SPACES SINCE 1881

www.grantwestfield.co.uk

© Norcros Group (Holdings) Ltd 2025. All rights reserved.
Multipanel® is a registered trademark of Norcros Group
(Holdings) Ltd T/A Grant Westfield.



NORCROS

Please note: the images reproduced in this brochure are within the constraints of the printing process and are not to be used for colour matching purposes. Samples are available from your local showroom or online at multipanel.co.uk.

MPGEN0004-30072024